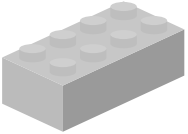






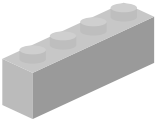

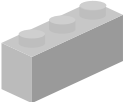






	Artikelbezeichnung	Maße (L-B-H)	Gewichte (kg)		Artikelbezeichnung	Maße (L-B-H)	Gewichte (kg)
	BÜ-S H 2/4	16-80-80	2360		BÜ-S S 2/4	160-80-40	1180
	BÜ-S M 2/5	150-60-60	1240				
	BÜ-S M 2/6	180-60-60	1490		BÜ-S S 2/3	120-80-40	880
	BÜ-S H 2/3	120-80-80	1770				
	BÜ-S M 2/3	90-60-60	750		BÜ-S S 2/2	80-80-40	590
	BÜ-S H 2/2	80-80-80	1180				
	BÜ-S M 2/2	60-60-60	500		BÜ-S SS 1/4	160-40-40	590
	BÜ-S HS 1/4	160-40-80	1180				
	BÜ-S MS 1/5	150-30-60	620		BÜ-S SS 1/3	120-40-40	440
	BÜ-S MS 1/6	180-30-60	750				
	BÜ-S HS 1/3	120-40-80	880		BÜ-S SS 1/2	80-40-40	290
	BÜ-S MS 1/3	90-30-60	370				
	BÜ-S HS 1/2	80-40-80	590		BÜ-S SS 1/1	40-40-40	150
	BÜ-S MS 1/2	60-30-60	250				
	BÜ-S HS 1/1	40-40-80	290				
	BÜ-S MS 1/1	30-30-60	120				

Gewichte und Farben können produktionsbedingt abweichen. Die Oberflächen haben keinen Anspruch auf Sichtbeton.